

Parent Survey Slides

Parent Survey Highlights

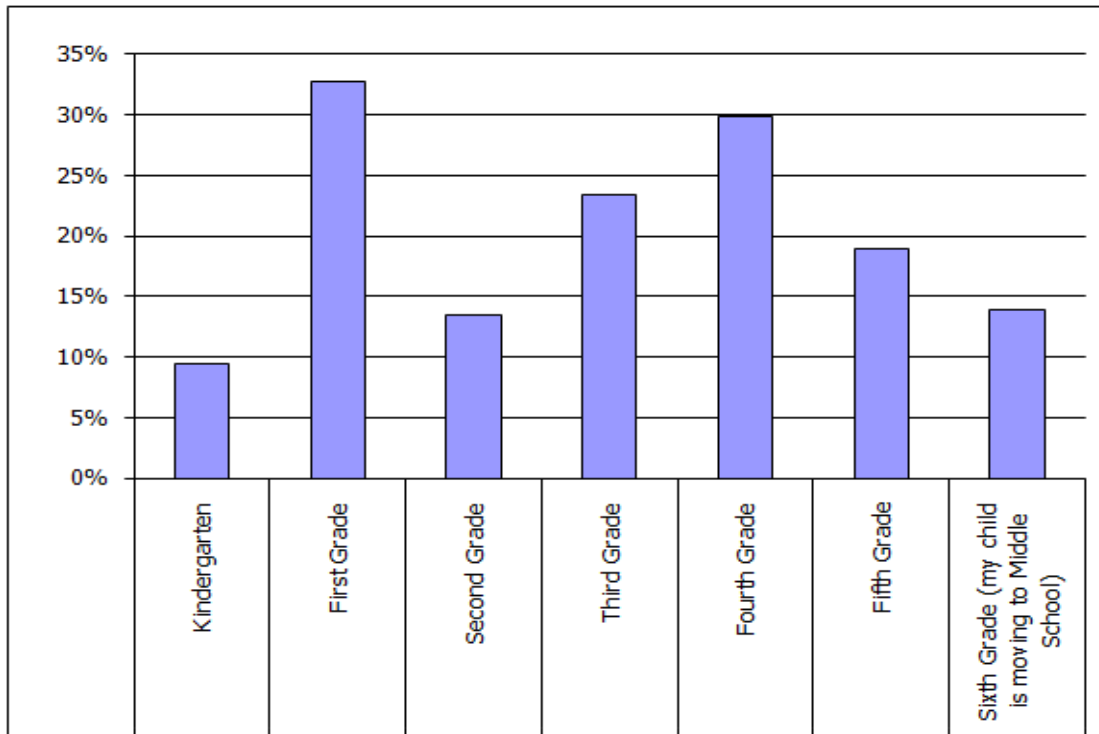
- Teacher Aides is the #1 program priority (but is also the highest ranked #6 program)
- Parents have a diverse mix of program priorities for their children, and want to maintain the same funding for some programs and cut others
- No one program has overwhelming support to either fully fund or cut (library and computer lab show the most support for some cuts)
- Parents have a preference that Art or PE be volunteer run compared with Music
- Parents want to volunteer their time to support many of our programs

Parent Survey Question #1

What grade level will your child or children be in for the 2010/2011 school year? Select all that apply.

Answer Options	Response Percent	Response Count
Kindergarten	9.5%	19
First Grade	32.8%	66
Second Grade	13.4%	27
Third Grade	23.4%	47
Fourth Grade	29.9%	60
Fifth Grade	18.9%	38
Sixth Grade (my child is moving to Middle School)	13.9%	28
<i>answered question</i>		201
<i>skipped question</i>		0

- Highest response rate is from parents whose children are entering 1st or 4th grades

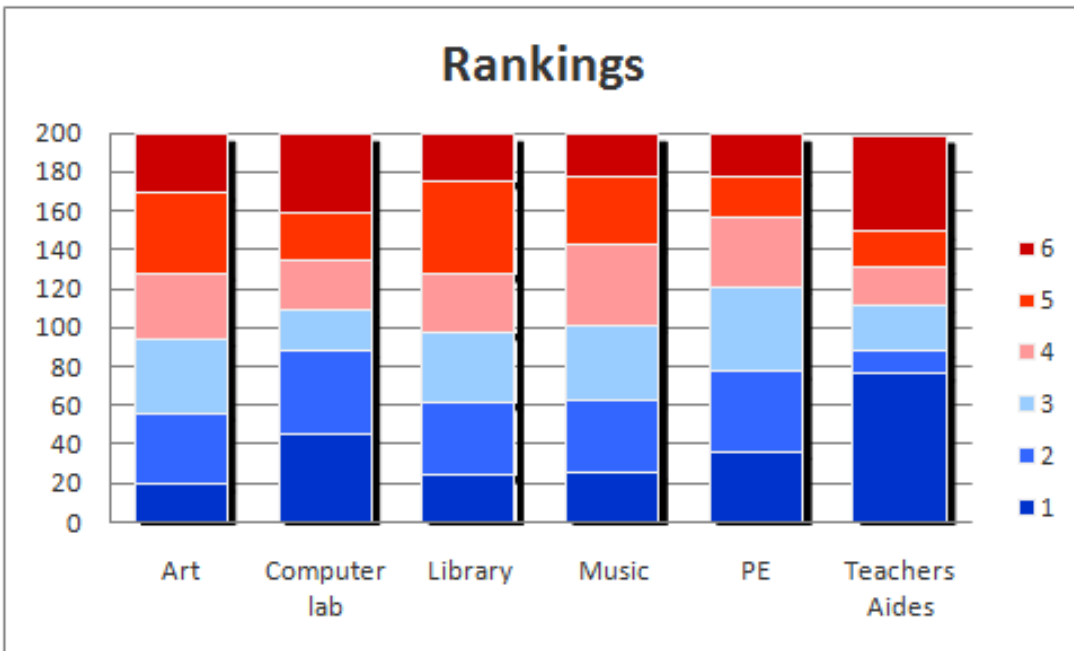


Parent Survey Question #2

Please rank the following items in the order of importance to you with #1 being the MOST and #6 being the LEAST important.

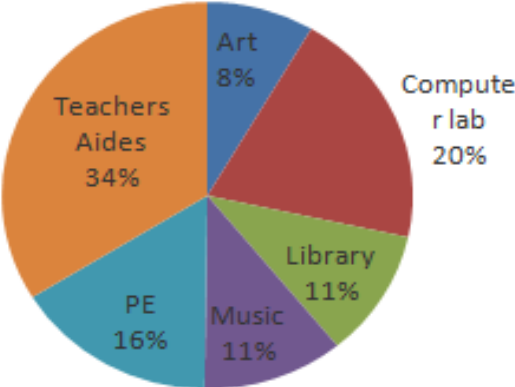
Ranking Answer Options	1	2	3	4	5	6	Response Count
Art	19	37	38	34	41	30	199
Computer lab	45	43	21	25	25	40	199
Library	24	37	36	30	48	24	199
Music	25	37	39	41	35	22	199
PE	36	41	44	35	21	22	199
Teachers Aides	76	12	23	20	18	49	198
							Question Totals
							<i>answered question</i> 199
							<i>skipped question</i> 2

- Teachers aides are the #1 priority, followed by Computer Lab, PE, Music, Library, and Art
- But Teachers aides and Computer Lab also have the highest count of #6 rankings
- What does this mix of varying results mean?
 - All programs are valuable to the school
 - Parents have a wide range of opinions about what programs are important (and not important) for their children

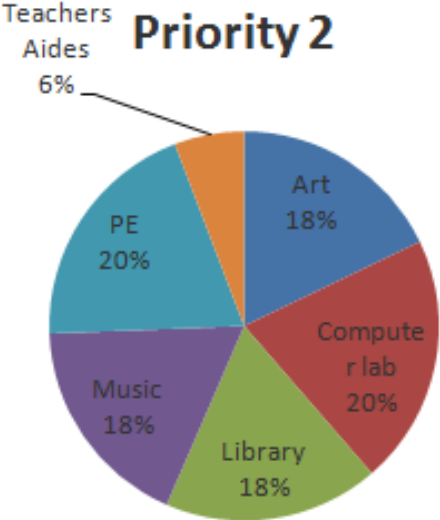


Parent Survey Question #2

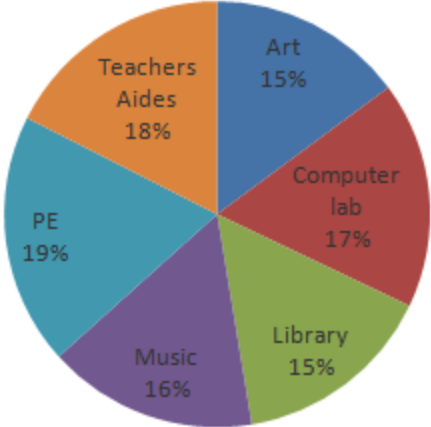
Priority 1



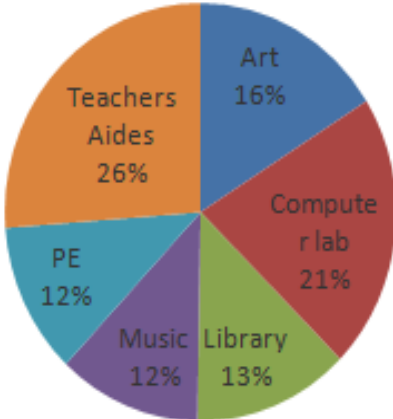
Priority 2



Priority 1-3



Priority 6

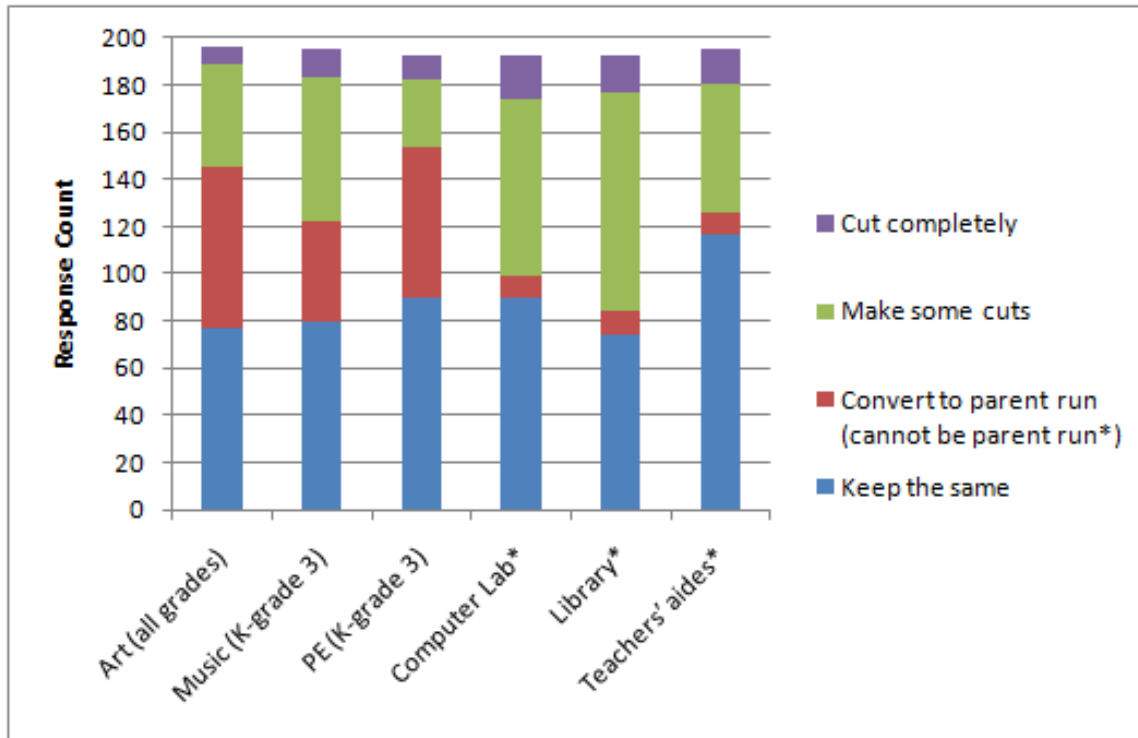


Parent Survey Question #3

If cuts to programs or areas become necessary, how should the following programs and areas be affected?

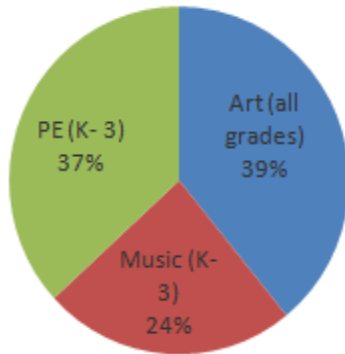
Answer Options	Keep the same	Convert to parent run (cannot be parent run*)	Make some cuts	Cut completely	Response Count
Art (all grades)	77	68	44	7	196
Music (K-grade 3)	80	42	61	12	195
PE (K-grade 3)	90	64	28	10	192
Computer Lab*	90	9	75	18	192
Library*	74	10	93	15	192
Teachers' aides*	117	9	54	15	195
			<i>answered question</i>		197
			<i>skipped question</i>		4

- Teacher Aides are the #1 funding priority, followed by PE/Computer Lab (tied), Music, Art, and Library
- For every program a high percentage of parents are willing to make cuts or convert to parent run
- Conclusion?
 - Parents want to maintain funding for their top 2-3 favorite programs, but reduce spending elsewhere
 - Parents have a wide range of opinions about what programs are important (and not important) for their children

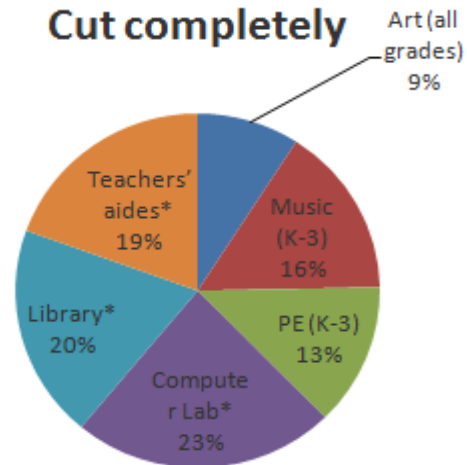


Parent Survey Question #3

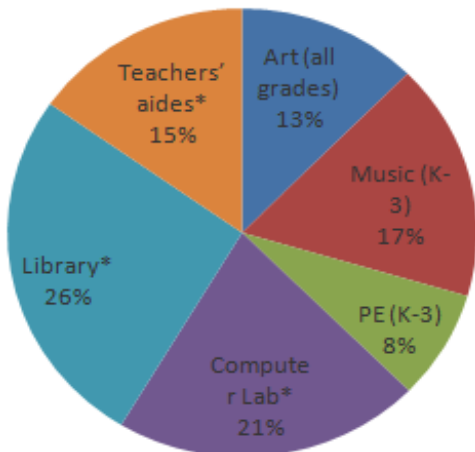
Convert to parent run



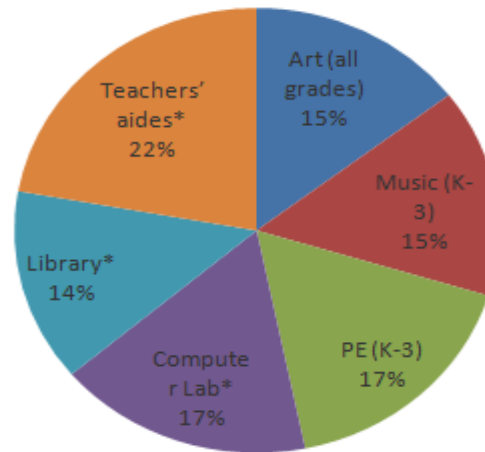
Cut completely



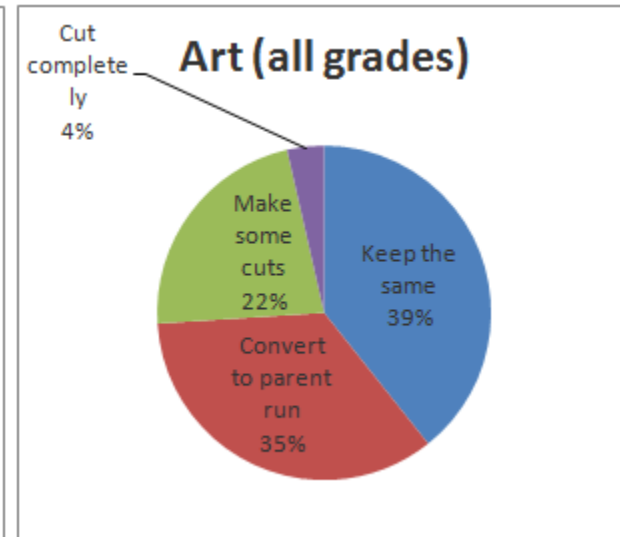
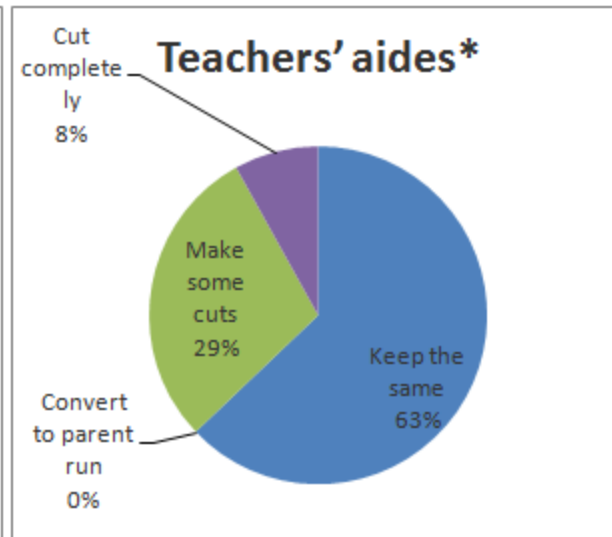
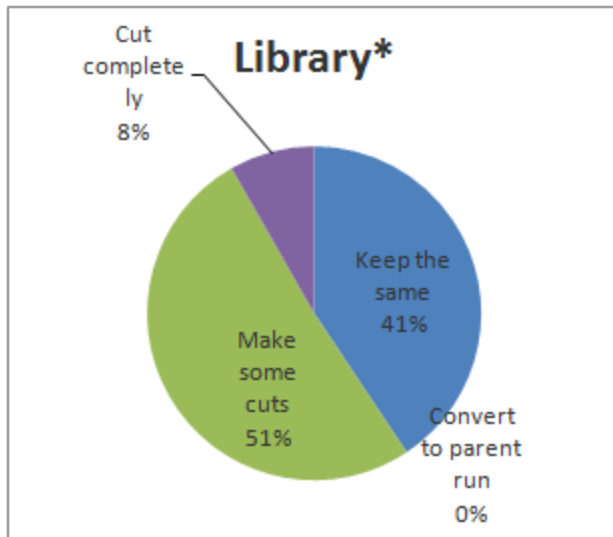
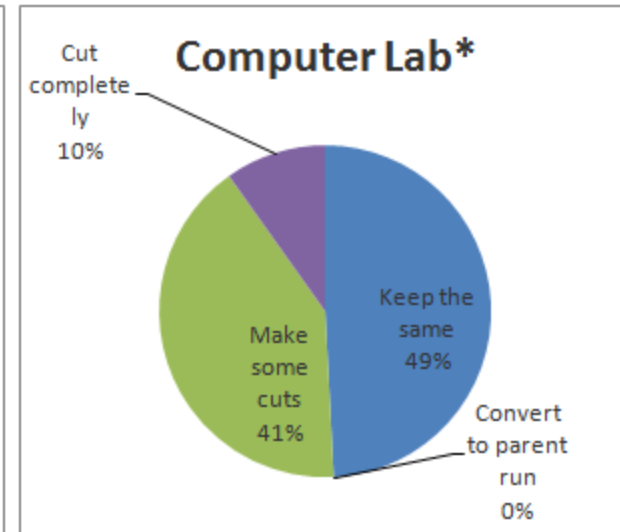
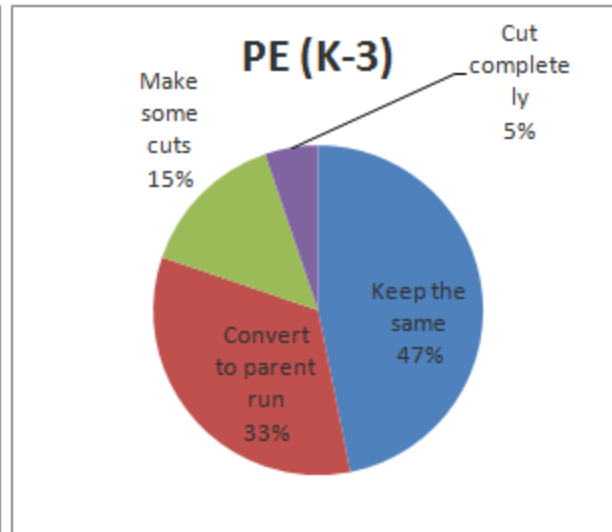
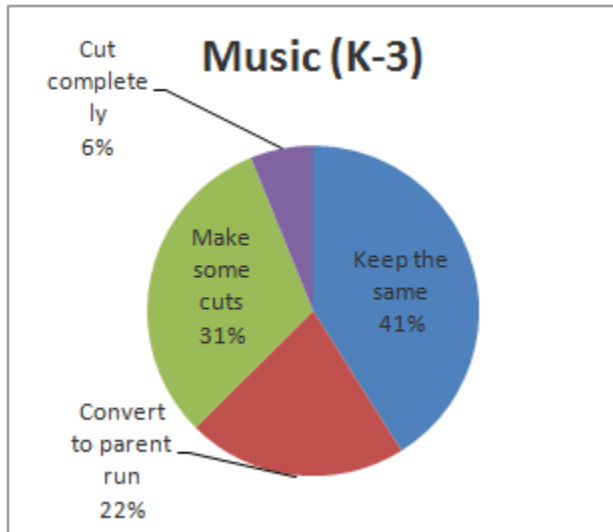
Make some cuts



Keep the same



Parent Survey Question #3



Parent Survey Question #4

Currently the PTO does not fund 4th and 5th grade music or PE. If it becomes necessary for the PTO to consider funding these programs, which one would you like to see funded?

Answer Options	Response Percent	Response Count
4th and 5th grade PE	27.0%	53
4th and 5th Music	20.9%	41
Both.	43.4%	85
Neither.	8.7%	17
	<i>answered question</i>	196
	<i>skipped question</i>	5

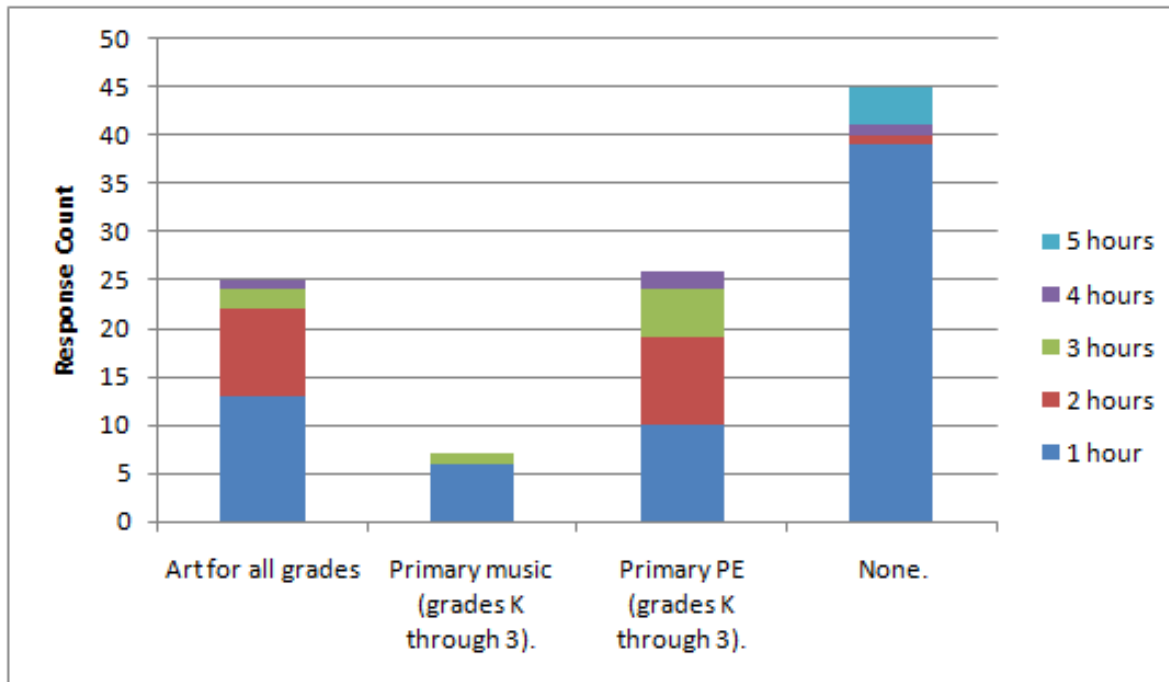
- Parents would like to see that the 4th and 5th grade PE and Music programs are funded

Parent Survey Question #5

Which of the following area(s) are you capable of volunteering to help run if it is converted to a parent volunteer run program? Select all that apply.

hours/week	1 hour	2 hours	3 hours	4 hours	5 hours	Response Count
Answer Options						
Art for all grades	13	9	2	1	0	25
Primary music (grades K through 3).	6	0	1	0	0	7
Primary PE (grades K through 3).	10	9	5	2	0	26
None.	39	1	0	1	4	45
						Question Totals
						<i>answered question</i>
						86
						<i>skipped question</i>
						115

- If the Music, PE, or Art programs were converted to parent-run, there appears to be a high level of parent interest in volunteering for Art and PE

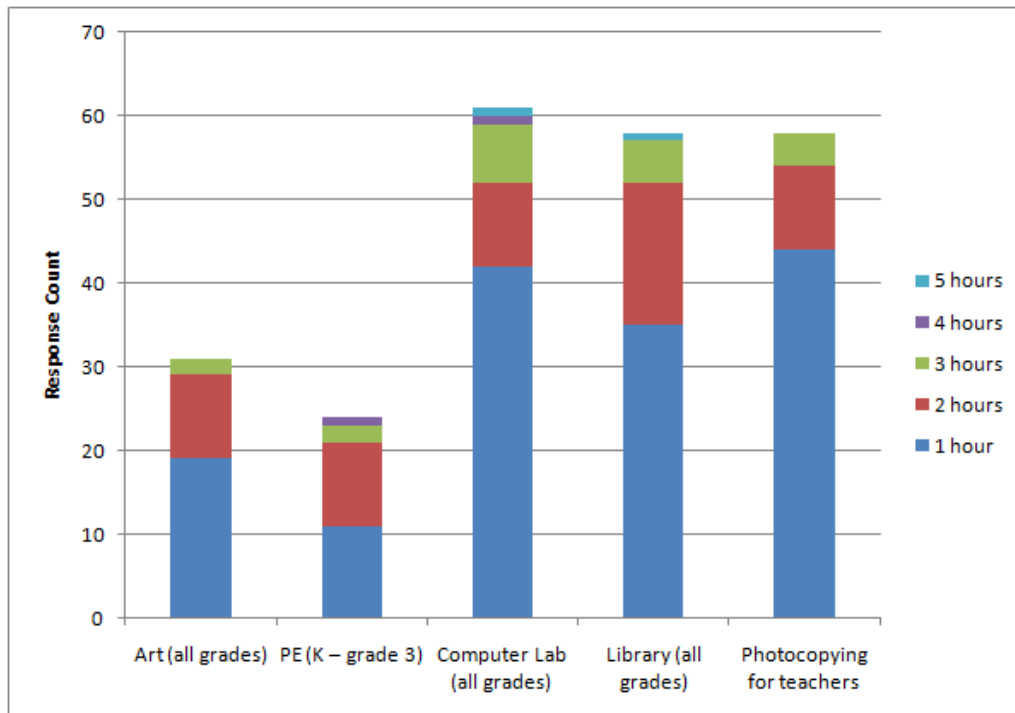


Parent Survey Question #6

Would you be capable of volunteering to help out with any of the following areas? If so, approximately how many hours a week could you volunteer?

Answer Options	1 hour	2 hours	3 hours	4 hours	5 hours	Response Count
Art (all grades)	19	10	2	0	0	31
PE (K – grade 3)	11	10	2	1	0	24
Computer Lab (all grades)	42	10	7	1	1	61
Library (all grades)	35	17	5	0	1	58
Photocopying for teachers:	44	10	4	0	0	58
						Question Totals
Other (please specify area and time duration)						12
<i>answered question</i>						115
<i>skipped question</i>						86

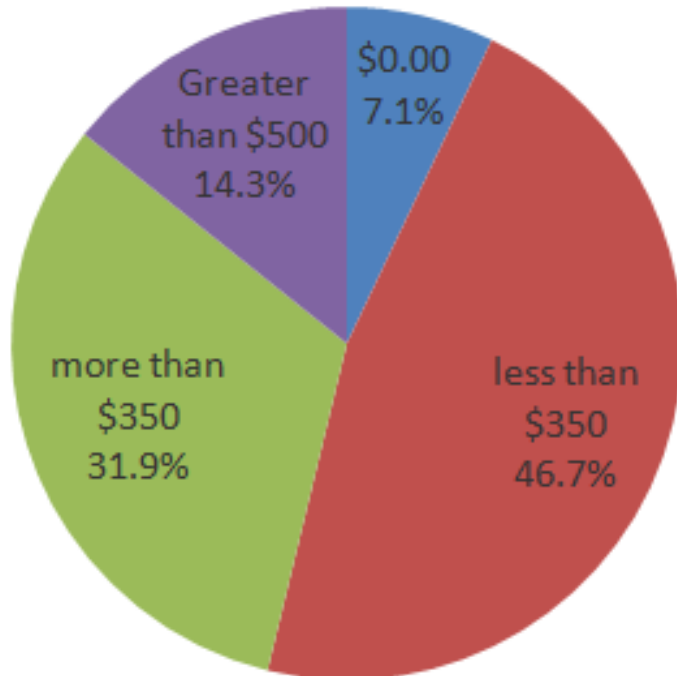
- Parents want to volunteer and help support our programs



Parent Survey Question #7

How much money would you be capable of donating to Direct Donation in the 2010/2011 school year?

Answer Options	Response Percent	Response Count
\$0.00	7.1%	13
less than \$350	46.7%	85
more than \$350	31.9%	58
Greater than \$500	14.3%	26
Other		18
<i>answered question</i>		182
<i>skipped question</i>		19



Profile of Participants

- 201 Stevens Creek Parents participated in the survey
- Both parents in a family could participate
- If parents donate as specified in question 7, than 93% of participants will be PTO members next year